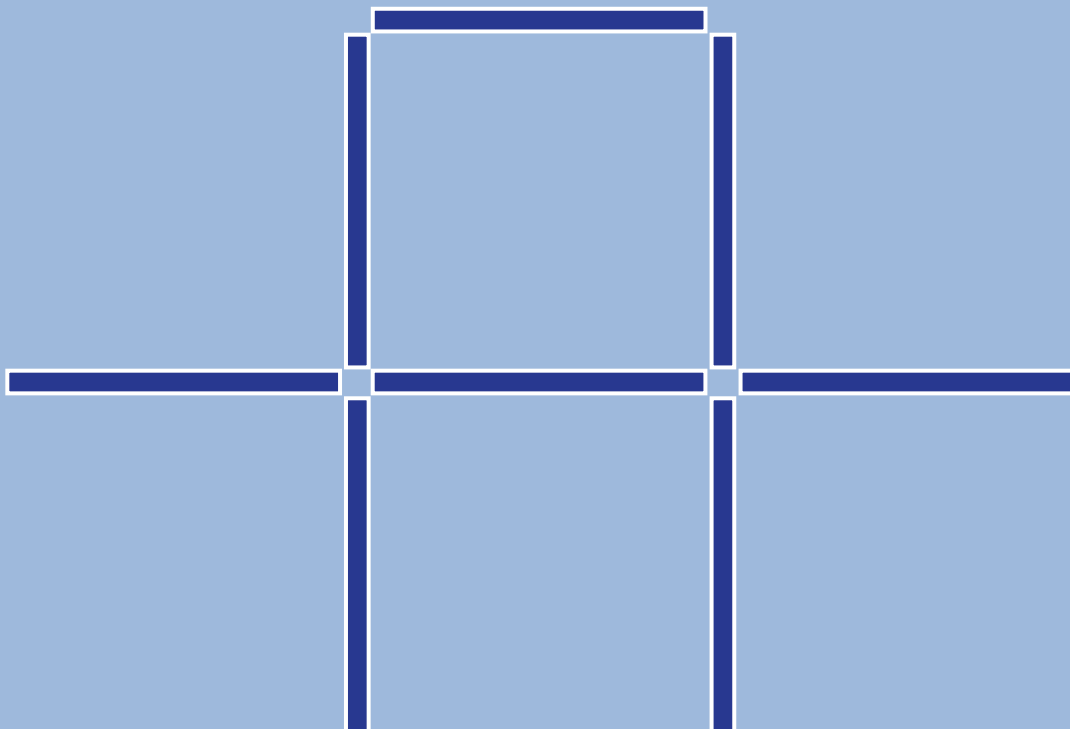


# Matchsticks Puzzle

*HAVE A GO!*

- Arrange 8 matchsticks to form the grid below.
- Now, **move** only 2 matchsticks to create exactly 2 equal-size squares.




# Matchsticks Puzzle

*HAVE A GO!*

- Arrange 12 matchsticks to form the grid below.
- **Remove** 2 matchsticks to create exactly 2 squares.

Don't worry if you don't succeed, try again!

A hint is written upside-down.




HINT: The two squares do NOT have to be the same size.

# Matchsticks Puzzle

*HAVE A GO!*

- Arrange 6 matchsticks to form the triangle shown below.
- Now, **move** only 2 matchsticks to create exactly 2 equal-size triangles.




# Matchsticks Puzzle

*HAVE A GO!*

- Arrange 7 matchsticks to form the triangles shown below.
- **Move** 2 matchsticks to create 2 triangles.

Don't worry if you don't succeed, try again!  
 A hint is written upside-down.



HINT: The two squares do NOT have to be the same size.

# Matchsticks Puzzle

*HAVE A GO!*

- Arrange 8 matchsticks to form the fish.
- A- Move 3 matchsticks so the fish swim to the left.
- B- Move 2 matchsticks so the fish is swimming upwards.



# Matchsticks Puzzle

*HAVE A GO!*

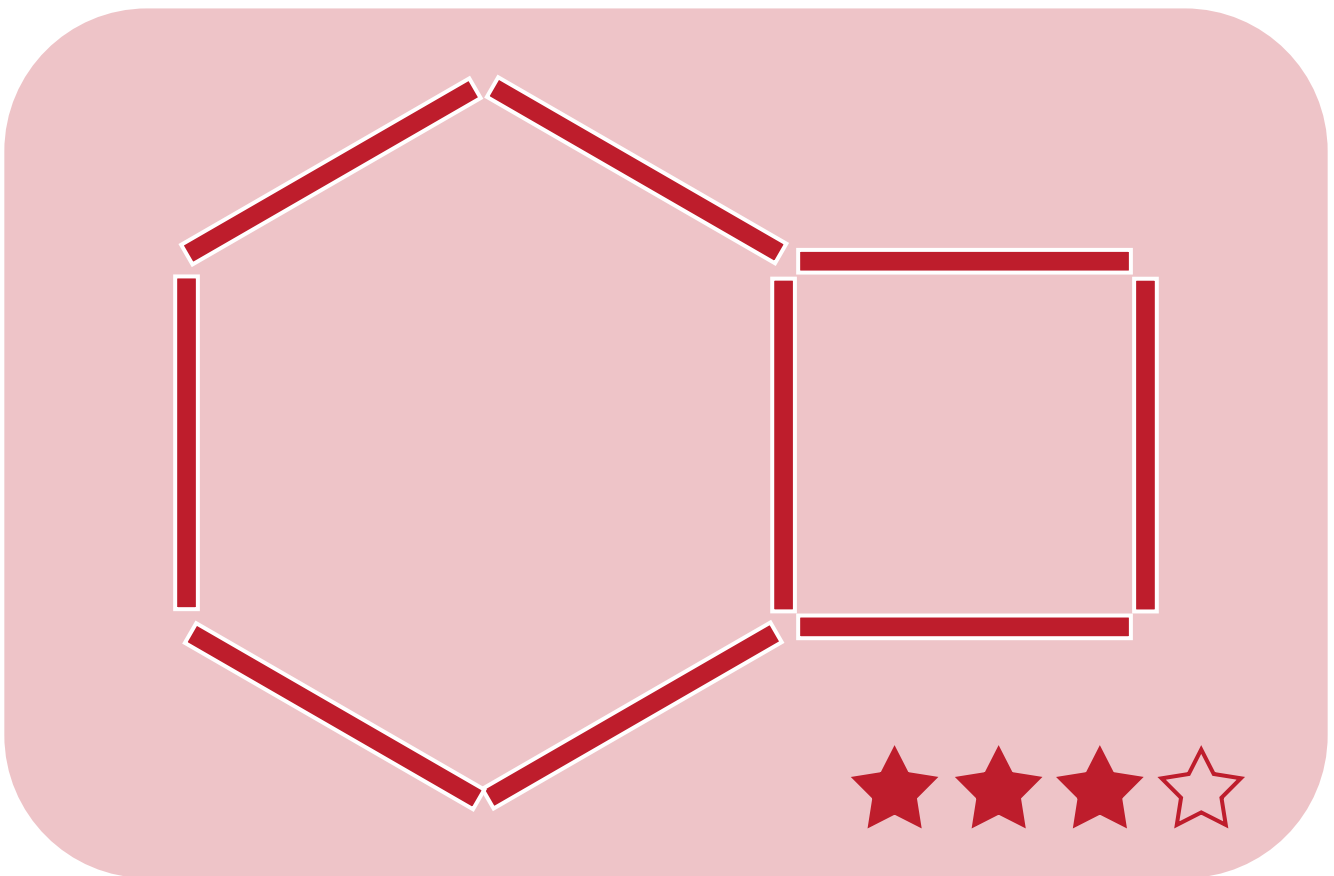
- Arrange 10 matchsticks to form the house below.
- By **moving** 2 matchsticks view this house from a different angle.



# Matchsticks Puzzle

*HAVE A GO!*

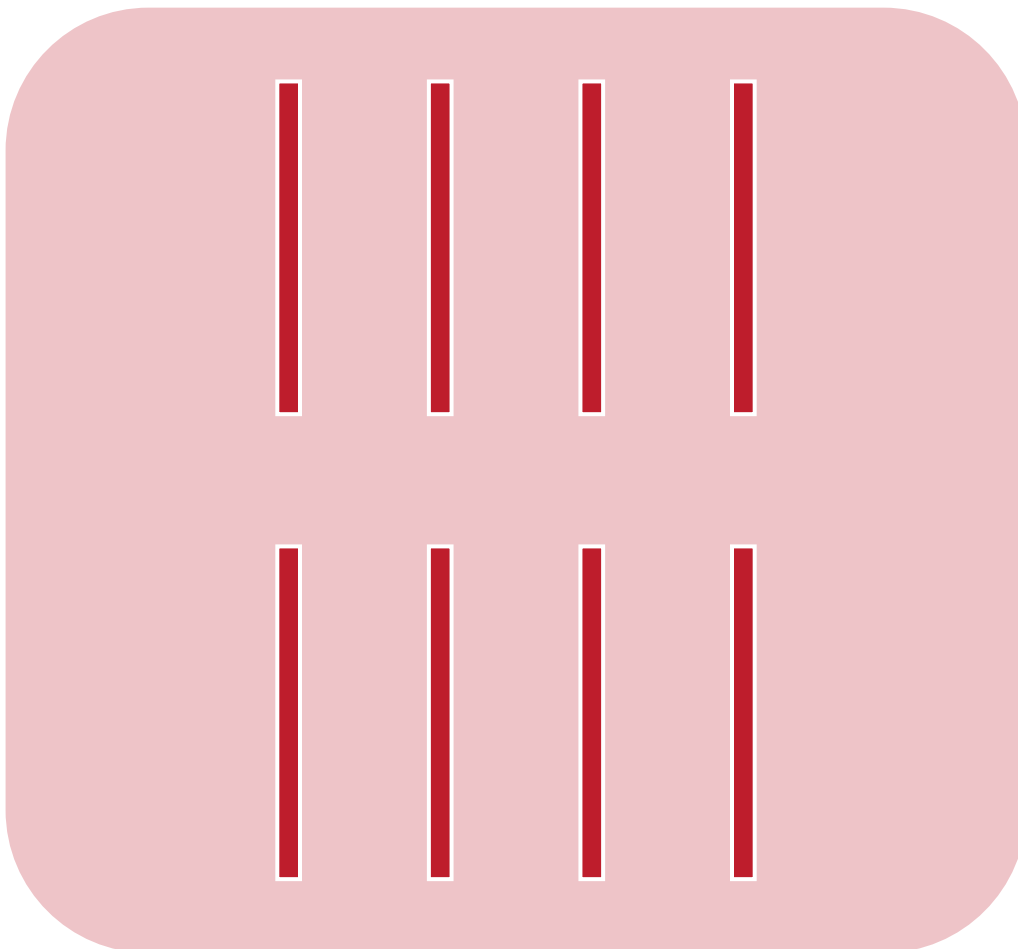
- Arrange 9 matchsticks to form the shape below.
- **Move** 3 matchsticks to make it look like a box.



# Matchsticks Puzzle

*HAVE A GO!*

- Arrange 12 matchsticks to form the shape shown below.
- Now, by **moving** 4 matchsticks create a single cross.








# Matchsticks Puzzle

## HAVE A GO!

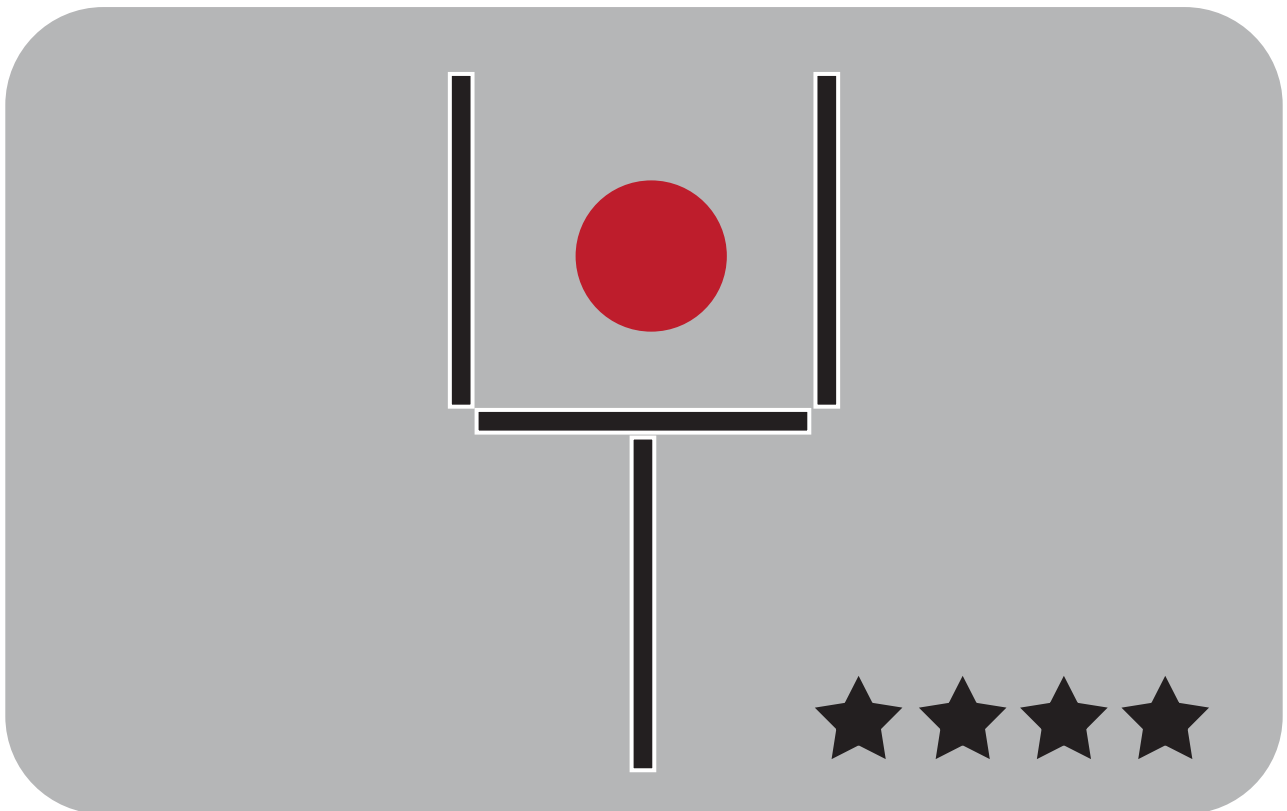
- Arrange 12 matchsticks to form the grid below.
- Now, **move** only 4 matchsticks to create exactly 4 equal-size squares.



# Matchsticks Puzzle

*HAVE A GO!*


- Arrange 4 matchsticks to form the glass shown here plus a counter for the cherry.
- A - **Move** 3 matchsticks to take the cherry out the glass. **The cup should be the same size and shape. Do not move the counter.**
- B- Could you do it by **moving** 2 matchsticks?



# Matchsticks Puzzle

*HAVE A GO!*


- During the World Cup, Ireland played against Scotland.
- Arrange 8 matchsticks to form the posts shown here plus a counter for the ball.
- By **moving** 2 matchsticks avoid the try made against Ireland. **The posts should be the same size and shape. Do not move the counter.**



# Matchsticks Puzzle

*HAVE A GO!*

- Arrange 16 matchsticks to form 5 squares as shown here.
- Now, **move** only 2 matchsticks to create exactly 4 equal-size squares.



# Matchsticks Puzzle

*HAVE A GO!*

- Arrange 12 matchsticks to form the grid below.
- Now, **move** only 3 matchsticks to create exactly 3 equal-size squares.

