

Make Ten Again?


For: Younger Primary Children with variations for older.

This is a great activity to practice addition and subtraction in a fun way. Extensions for multiplication and division.



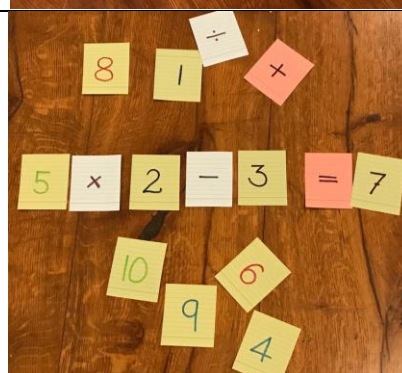
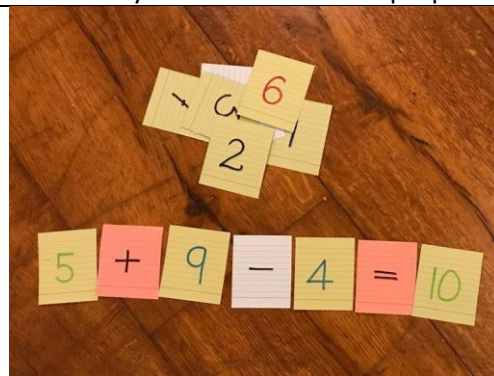
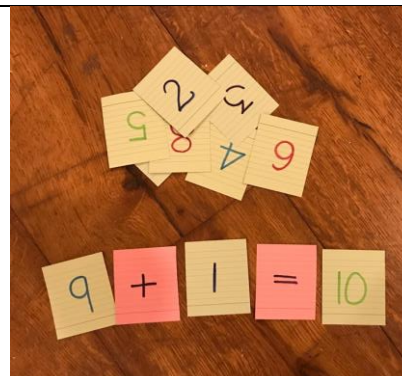
What you will need

- Cards or paper cut to size (postits will do)
- Scissors
- Markers



Instructions

1. Cut out 12 cards
2. Number the cards 1-10 in big writing
3. Write the symbols + and = on the last two cards
4. Lay out all the cards on the table
5. The challenge is to make up the value 10 using various cards
6. You can do this by picking a number and asking the child to find the number that will make up 10 with the chosen number.
7. Lay out the cards into a proper sum i.e. $1+9 = 10$



Extensions

- How many ways can the players make up 10?
- Make another card with - minus sign to practice subtraction also.
- If you make up more + and - cards can the players find more ways to make 10?
- For older or more able players you can add in \times and \div .
- If the players want another extra challenge, you could make different Target numbers.
- If the players find all this too easy they may be ready to play TargetBoards Or our 24 Game
See <https://www.mathsweek.ie/Maths-at-Home/>